

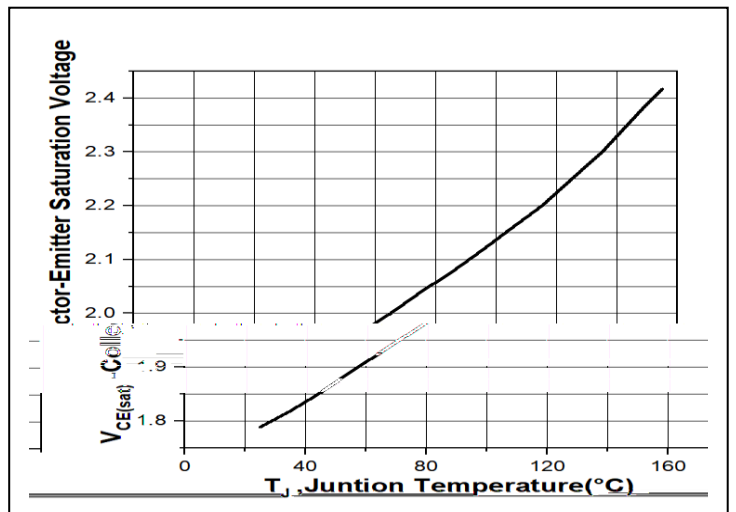
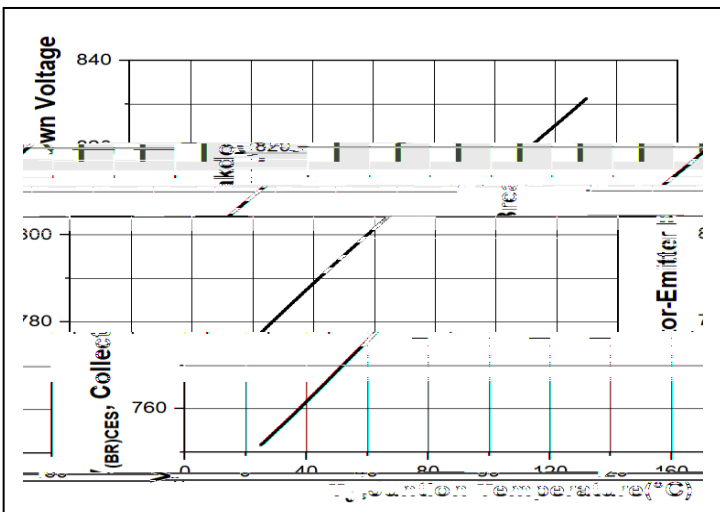
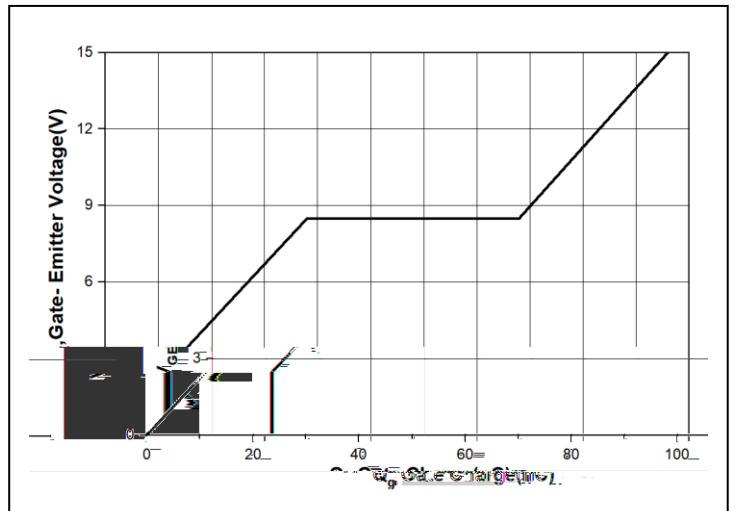
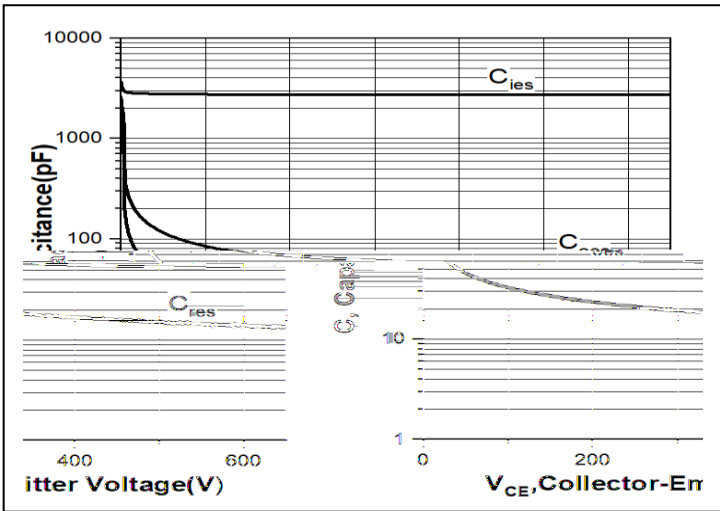
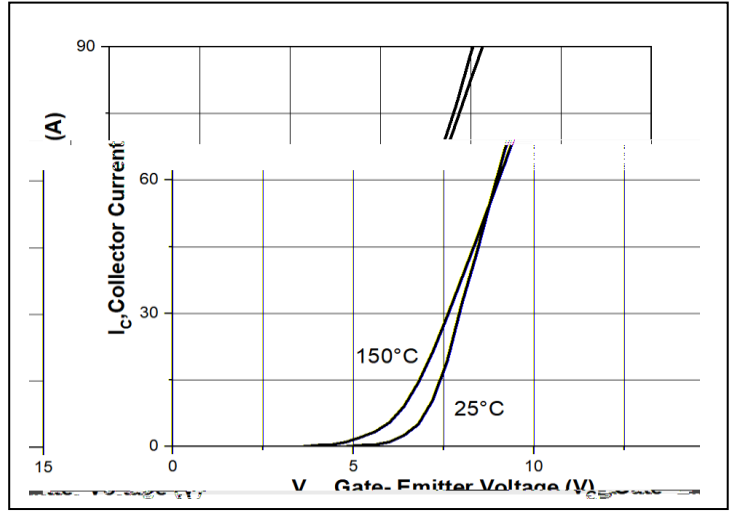
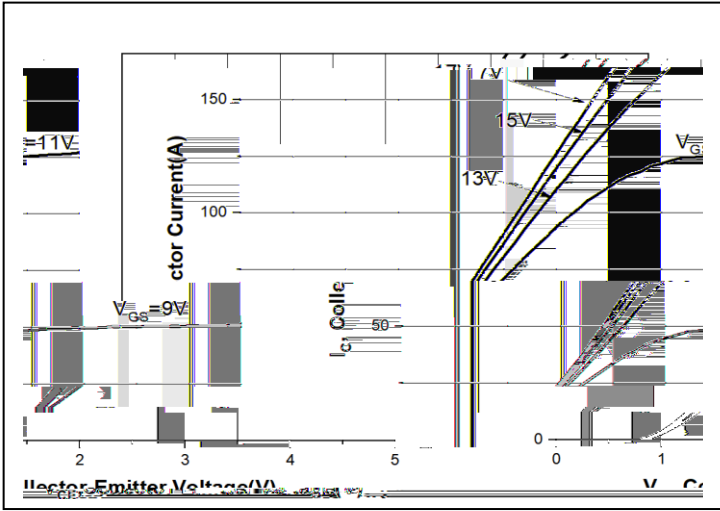


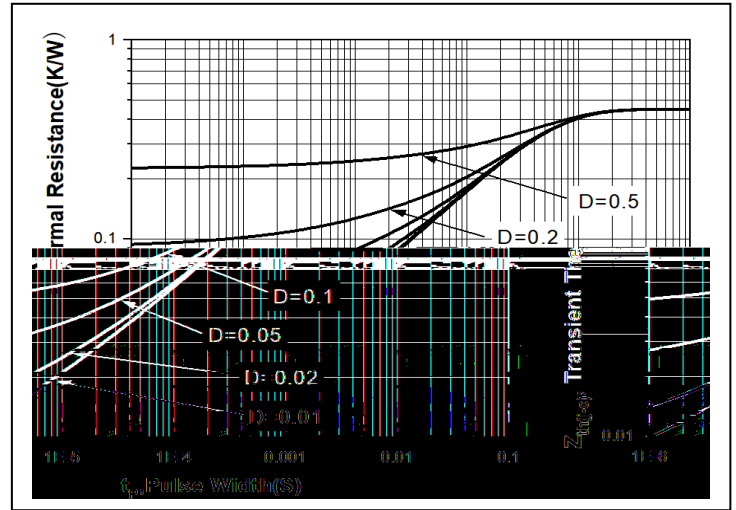
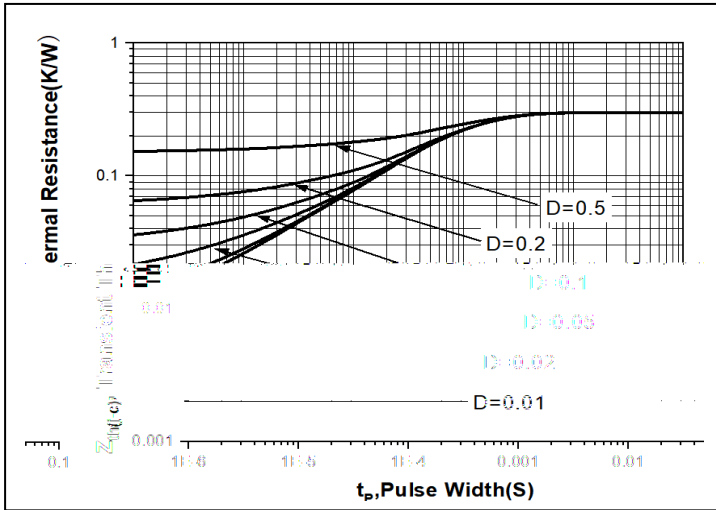
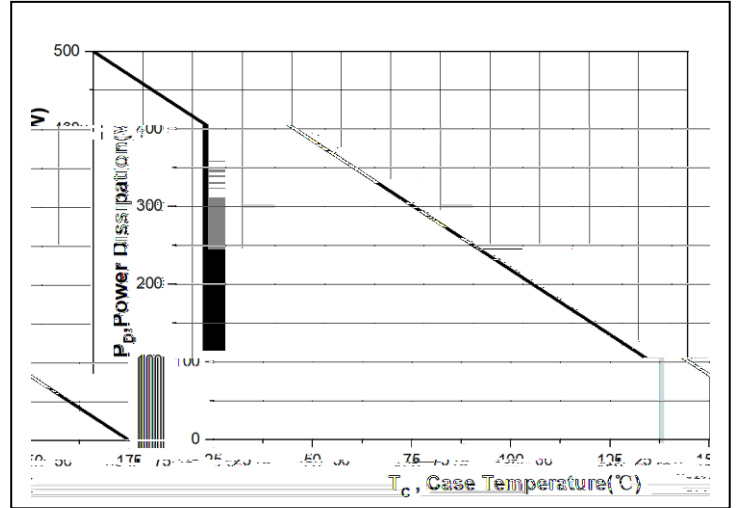
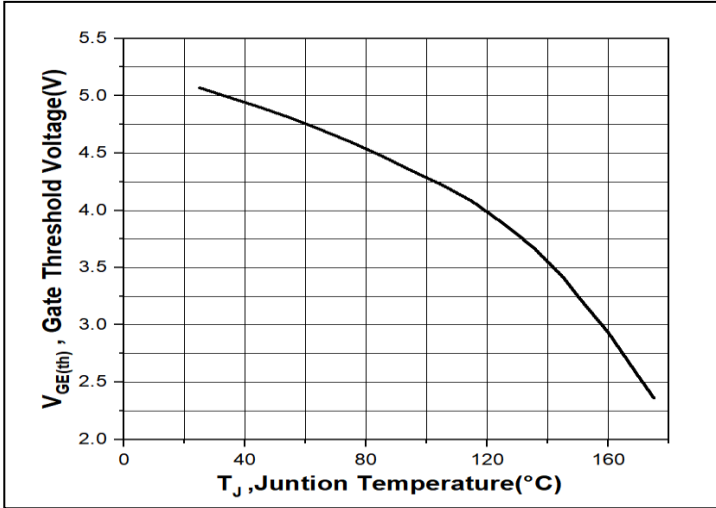
Symbol	Characterizes	Typ.	Max.	Units
	Thermal Resistance, Junction-to-case for IGBT			°C
	Thermal Resistance, Junction-to-case for Diode			°C
	Thermal Resistance, Junction-to-ambient			°C

°C

Symbol	Parameter	Min.	Typ.	Max.	Units	Conditions
$V_{(BR)CES}$	Collector-Emitter Breakdown Voltage	700			V	$V_{GE}=0V, I_{CE}=1mA$
$V_{CE(sat)}$	Collector-Emitter Saturation Voltage		1.8	2.1	V	$I_C=50A, V_{GE}=15V$ @ $T_J 25^\circ C$

$V_{GE(th)}$ Gate-Emitter Turn-Off Voltage (E) 3.2(1)33(.26)







ATTENTION:

Any and all Silikron products described or contained herein do not have specifications that can handle applications that require extremely high levels of reliability, such as life-support systems, aircraft's control systems, or other applications whose failure can be reasonably expected to result in serious physical and/or material damage. Consult with your Silikron representative nearest you before using any Silikron products described or contained herein in such applications.

Silikron assumes no responsibility for equipment failures that result from using products at values that exceed, even momentarily, rated values (such as maximum ratings, operating condition ranges, or other parameters) listed in products specifications of any and all Silikron products described or contained herein.

Specifications of any and all Silikron products described or contained herein stipulate the performance, characteristics, and functions of the described products in the independent state, and are not guarantees of the

equipment. To verify symptoms and states that cannot be evaluated in an independent device, the customer

Silikron Microelectronics (Suzhou) Co.,Ltd. strives to supply high-quality high-reliability products. However, any and all semiconductor products fail with some probability. It is possible that these probabilistic failures could give rise to accidents or events that could endanger human lives, that could give rise to smoke or fire, or that could cause damage to other property. When designing equipment, adopt safety measures so that these kinds of accidents or events cannot occur. Such measures include but are not limited to protective circuits and error prevention circuits for safe design, redundant design, and structural design.

In the event that any or all Silikron products(including technical data, services) described or contained herein are controlled under any of applicable local export control laws and regulations, such products must not be exported without obtaining the export license from the authorities concerned in accordance with the above law.

No part of this publication may be reproduced or transmitted in any form or by any means, electronic or mechanical, including photocopying and recording, or any information storage or retrieval system, or otherwise, without the prior written permission of Silikron Microelectronics (Suzhou) Co.,Ltd.

Information (including circuit diagrams and circuit parameters) herein is for example only ; it is not guaranteed for volume production. Silikron believes information herein is accurate and reliable, but no guarantees are made or implied regarding its use or any infringements of intellectual property rights or other rights of third parties.

Any and all information described or contained herein are subject to change without notice due to product/technology improvement, etc. When designing equipment, refer to the "Delivery Specification" for the Silikron product that you intend to use.
